

This is your main account dashboard that you will see when you log in to the system. **Select** View Itineraries and Completed Registrations to manage your group participants.

Dashboard

Hi Church Staff! (Logout)

MY ACCOUNT DASHBOARD


Reminder: If you have received a custom link from your church or group, please use that to help find the correct event for your church/group.


Please use the links below to navigate to where you want to go.


 **View Itineraries, and Completed Registrations**
View and manage your itineraries and registrations

 **Click Here to Register Online**
Create a registration for a new event or add to an existing one

 **My Profile and Family (or Group)**
Modify your contact and sign in

 **Make a Payment**
Make a payment on your itinerary balance

 **Invite and Manage Guests**
Allow friends and relatives to send emails

 **Enter a Request Code**
Activate a request code sent to you from a group leader

Once in Itineraries you can: make a payment, view balance and view/manage roster of participants.

Select Manage Roster



Dashboard > Itinerary List

Hi Church Staff! (Logout)

Click an attendee name below to continue on to the health form, and terms and conditions.


#20100 FIRST CHURCH

2016 FEBRUARY 1 - 8

BALANCE: \$3,600.00

Balance Due Date: 01/18/2016
Location: Wilderness Canoe Base

EVENT	ENROLLED	WAITING LIST	PENDING
SomeChurchTest Division	8	0	0

 **Manage Roster**
Manage attendees coming to this event

 **Make Payment**
Pay on the itinerary

 **View Statement**
View the statement

View All
View all itineraries from past years

Once in Manage Roster you can see who has registered and what forms they have completed. To get the link to send to your participants to have them register click on the **Copy It!**.



Dashboard > Itinerary List > Roster Management

Hi Church Staff! (Logout)

GROUP ROSTER

ITINERARY #20100 (FEBRUARY 1 - 8 2016)

FORMS

Your itinerary is currently **Public** which allows you to invite others by just sharing a link. Click 'Copy It!' below to copy the link. To make this itinerary private, click the 'Public' toggle button below to toggle the privacy of this itinerary.

Medical Forms for Itinerary

Statement - Group

Public

Itinerary Link: **Copy It!**

FILTERS

Enrollment Status

- Active
- Waiting List
- Cancelled

Request Code

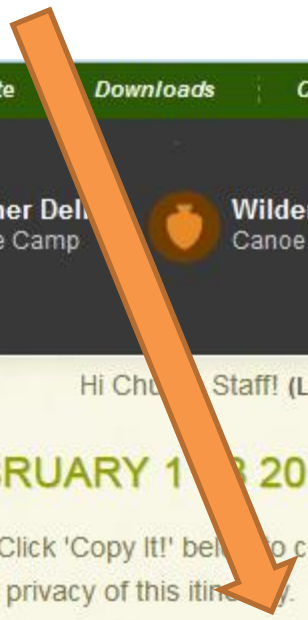
- Not Sent
- Accepted
- Not Responded

Medical Form

- Not Completed
- Waiting on Paper Copy
- Completed

Gender

NAME	EVENT	STATUS	ACTIONS	BALANCE
First Church	SomeChurchTest Division	Enrolled	Details	\$3,600.00
COUNT: 8				TOTAL: \$3,600.00



Once the pop up opens copy the link and send to parents to have them register and complete forms

My Account

Retreats

Events

About

Donate

Downloads

Contact



LAKE WAPOGASSET
LUTHERAN BIBLE CAMP, INC.



Wapo Bible Camp



Ox Lake Bible Camp



Luther Dell Bible Camp



Wilderness Canoe Base

Dashboard > Itinerary List > Roster Management

Hi Church Staff! (Logout)

GROUP ROSTER

ITINERARY #20100 (FEBRUARY 1 - 8 2016)

FORMS

Medical Forms for Itinerary

Statement - Group

FILTERS

Enrollment Status

- Active
- Waiting List
- Cancelled

Request Code

- Not Sent
- Accepted
- Not Responded

Medical Form

- Not Completed
- Waiting on Paper Copy
- Completed

Gender

Your itinerary is currently Public which allows you to invite others by just sharing a link. Click 'Copy It!' below to copy to clipboard.

Copy Itinerary Link ✕

To copy to clipboard: Ctrl+C or ⌘+C then click 'Ok'

OK

Itinerary Link: **Copy It!**

BALANCE

\$3,600.00

Quantity: 8

COUNT 8

TOTAL: \$3,600.00